

imagine

Enjoy the blend of **indoor and outdoor living** with the Imagine Patio Door



Contents

- p.01 Introducing the Imagine Patio Door
- p.02 Choose your opening configurations and style
- p.04 Choose your colour and woodgrain
- p.06 Choose your hardware
- p.08 Features and benefits
- p.10 Your five star guarantee



Introduction

Enjoy the blend of indoor and outdoor living with the Imagine Patio Door, allowing light, space and fresh air into your home with all the security, safety, style and practicality you would expect by choosing uPVC Patio Doors from VEKA Group.

The beauty of the Imagine Patio Door lies in its ability to provide virtually unhindered views of your garden while barely touching your living space. Your Imagine Patio Door has quality, security and thermal insulation built-in – not to mention beautiful aesthetics!

With a range of smooth colour and woodgrain options, a suite of specially selected handles and low easy-access option for a seamless transition from living space to garden, your Imagine Patio Door can be tailored to your style and needs.



Contact your installer today to discuss the many opening configurations, threshold choices or personalisation options available for your Imagine Patio Door.



“ CHOOSE FROM TWO, THREE OR FOUR PANE CONFIGURATIONS, DOUBLE OR TRIPLE GLAZING, INTERNAL OR EXTERNAL SLIDING SASHES. ”

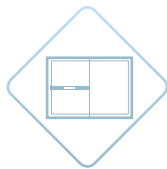
02

Your Imagine Patio Door, *your way*

Your options:



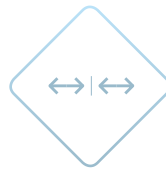
Multiple thresholds including a low easy access option




Add a midrail for letterplates, house numbers and other door furniture



Choose from two, three or four pane configurations



Option for both doors to slide




Internal or external sliding sashes



Double or triple glazing

These are just a few of the potential style variations available:



If you can't see the style you're looking for, ask your Installer for further options.

There's no need to choose between style and function with the Imagine Patio Door. For clean cut lines and neat aesthetics, opt for a bevelled frame, or to soften the appearance choose the rounded detail of a sculptured frame.

On the inside, a completely flush frame allows your door to blend harmoniously into any room. Also providing an exceptionally neat plaster line.

It's all in the detail!




Speak to your installer to find out about all the possible options.




Bevelled

Angular lines give bevelled frames a clean, modern look.



Sculptured

Softer, rounder lines give sculptured frames a traditional appearance.



“ YOU CAN EVEN CHOOSE TO HAVE ONE COLOUR ON THE OUTSIDE AND ANOTHER ON THE INSIDE!

”

04

pick a colour



White



Slate Grey



Silver Grey




Rosewood



Irish Oak



Golden Oak



Cream



Chartwell Green



Beck Brown



Anthracite Grey

A collection of colours has been carefully developed with a variety of homes in mind – so you can rest assured you will find the perfect colour to suit your style.

Choose a smooth colour for a more contemporary feel or to mirror the traditional aesthetics of stained or painted timber select a woodgrain colour.

You can even choose to have one colour on the outside and another on the inside!

You may choose a contemporary finish such as Anthracite Grey for the outside yet opt for a brighter White on the inside to complement your décor.



Request a free swatch book to find out about the full colour and woodgrain options.



“ THE LOCKING COMPONENTS ON YOUR IMAGINE PATIO DOOR PROVIDE A FORMIDABLE BARRIER AGAINST INTRUDERS. ”

06

Hardware that keeps your home *safe, secure and stylish*

Developed in partnership with ERA and designed to meet PAS 24, the locking components on the Imagine Patio Door have been designed with peace of mind built-in, providing a formidable barrier against intruders. Imagine Patio Doors are beautiful inside and out and despite their good looks and smooth effortless opening, there is no compromise on security. So you can rest assured that your new door will provide the safety, security and style you and your home deserve.

To keep your family safe indoors and intruders out, simply turn the extended lever on the handle to engage the high security interlock claw. By closing the door and locking the mechanism, the door is fully secured without the need for additional locking devices. For ease of locking, Imagine Patio Doors don't have unsightly high or low plunge bolts on the face of the frame allowing for aesthetically pleasing sightlines and easy opening.



What is PAS 24?

Imagine Patio Doors are PAS 24 ready - meaning they have been designed to meet the British standard for window and door security.




For advice on tailoring your handles to the style of your home and to complement your masonry, speak to our friendly team to discuss the many options available.

A range of attractive door handles has been designed to perfectly suit the style of your home, available in a choice of colours and finishes from chrome to graphite and everything in between!



White



Antique
Black



Hardex
Gold



Black



Hardex
Graphite



Hardex
Satin



Hardex
Chrome



Hardex
Bronze



Safe, secure & energy efficient



Energy efficient

By using triple glazing, a U-Value of 1.2 can be achieved, reducing energy bill costs and increasing energy efficiency.

Imagine Patio Doors can reach an indicative WER rating of A+2 using double glazing and A+3 using triple glazing.



Safe and secure

The PAS 24 ready locking kit forms a formidable barrier against intruders. Guaranteed by ERA you can rest assured that in the unlikely event of locking component failure, you will be compensated.



Weather resistant

Multiple chamber sashes, the option for triple glazing, double brush seals on all four sides and an innovative quadruple-seal interlock keeps the warmth in and the weather out.



Bring the outdoors in

Maximum sash size up to 1.5 metres, choose up to four glazing panels and the option for multiple sliding doors allowing light to flood into your living space.

Your **ERA** Five Star Guarantee



Imagine a Patio Door with the UK's most comprehensive security guarantee and benefits worth up to £5000 if locking components fail. Your Imagine Patio Door has style, security and peace of mind built-in, using high security locking systems from ERA.

5 *major benefits*

to you, the homeowner:



Savings on the cost of your home insurance

Most insurers recognise that having high security hardware on your windows and doors reduces the risk of forced entry - so they can reduce your premiums.



24/7 help when you need it

The ERA Five Star Guarantee gives you access to a FREE call out service operating 24 hours a day, 365 days a year.



Up to £1,000 home insurance excess paid

The quality, security and reliability of the locking components on the Imagine Patio Door means that they are guaranteed against force of entry for 10 years.



Up to £1,000 towards a repair or replacement

ERA is so confident in the Imagine Patio Door's capacity to deter burglars that, if the door fails, they will pay up to £1000 toward, the cost of repair or replacement.



A £1,000 cheque to compensate you

In the unlikely event of a break-in succeeding through the failure of an Imagine ERA Five Star Guaranteed door, you will be given a cheque for £1,000 to compensate you for the inconvenience caused.



www.erafivestar.com



A photograph of a stone wall with a window and a door. The wall is made of light-colored, irregularly shaped stones. The window has a wooden frame and is partially covered by a semi-transparent blue text box. To the left of the window is a wooden door with a glass panel, showing a glimpse of a kitchen interior. In the foreground, there is a wooden rack with several pairs of rubber boots (black, green, and brown) hanging on it. To the right of the rack is a large potted plant with green leaves. The ground is paved with dark, square tiles, and there are some fallen leaves scattered around. A vertical downspout is visible on the right side of the wall.

imagine

Contact your installer
today to discuss your
options

imagine



Images are for illustration purpose only. We reserve the right to change product specification at any time.
Due to the limitations of the printing process we recommend that an accurate colour swatch is requested prior to ordering.
The company cannot accept any responsibility for colours or images shown in this brochure.
All information within this brochure is correct at time of going to print.



FOR NOW
FOR THE FUTURE
FOR LIFE